


SU6 Cantilever Umbrella

(Up to four umbrellas on one mast)



FABRIC COLOUR



ARCTIC WHITE



WHITE SAND



BUTTERCUP



BITTER ORANGE



TERRACOTTA



TAUPE



MIDNIGHT BLUE



OLIVE GREEN



BLACK WIDOW



SLATE GREY



CHARCOAL



RED



CHARCOAL TWEED



DICKSON

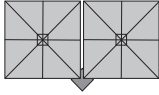
SIZE & CONFIGURATION

2.5m / 3.0m



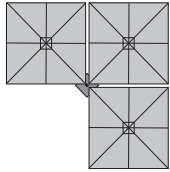
SQUARE UNO

5.15m / 6.15m




SQUARE DUO

5.15m / 6.15m



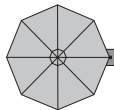
SQUARE TRIO

5.15m / 6.15m



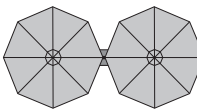
SQUARE QUATTRO

3.5m / 4.2m



OCTAGON UNO

7.0m / 8.4m



OCTAGON DUO

- Marine grade, powder coated aluminium, stainless steel and other non-corrosive materials
- Brilliant international award winning design
- Mount up to four umbrellas off just one pole
- Up & down in 'one easy sliding movement'
- Effortless gas strut assisted deployment
- Durable, heavy-duty aluminium mast
- Premium 100% solution dyed Acrylic Canvas fabric canopy (UPF 50+)

FIXING OPTIONS



In-ground Anchor



Portable Base



Surface Plate



Wall Fixing

WARRANTY*

5 year
CANOPY
warranty

*Conditions Apply

TRUSTED
FOR OVER
21 YEARS

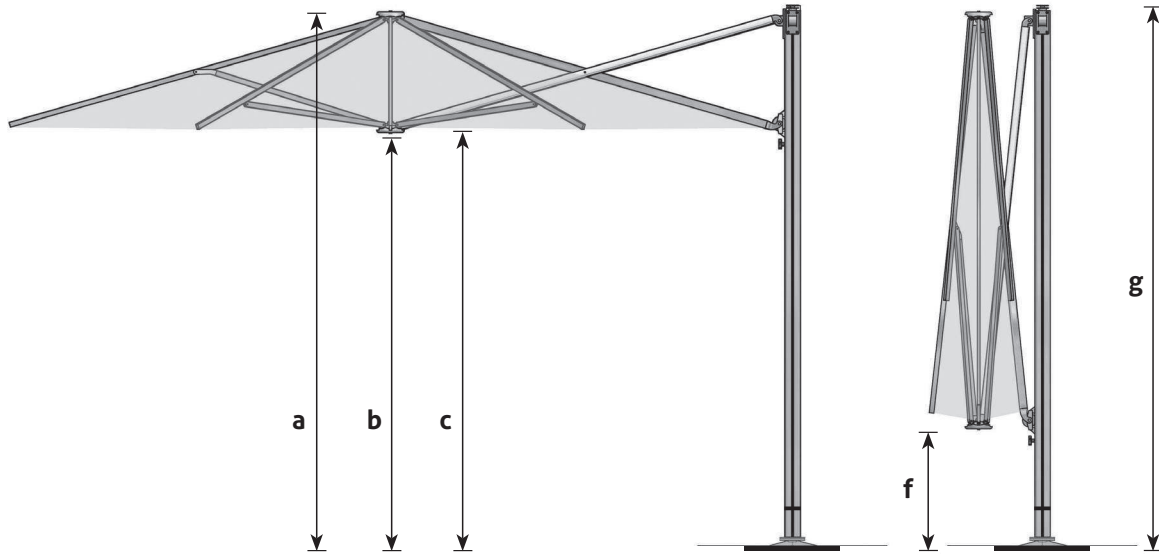
MAST



SU6 Cantilever Umbrella

(Up to four umbrellas on one mast)

Key Dimensions (excludes portable base - portable base increases height dimensions by 12cm):



	2.5m Square	3.0m Square	3.5m Octagon	4.2m Octagon
Dimensions of open umbrella				
a: Total height to top of canopy (cm)	+/- 292	+/- 292	+/- 292	+/- 292
b: Distance from ground to central frame hub (cm)	+/- 225	+/- 223	+/- 225	+/- 223
c: Height to lower outer edge of canopy (cm)	+/- 230	+/- 228	+/- 230	+/- 228
d: Distance from centre of mast to outside edge of canopy (cm)**	+/- 257	+/- 307	+/- 363	+/- 436
e: Diagonal distance from centre of mast to opposite / furthest corner of umbrella (diameter) (cm) **	+/- 363	+/- 436	+/- 363	+/- 436
Dimensions of closed umbrella				
f: Distance from ground to central frame hub (cm)	+/- 91	+/- 55	+/- 91	+/- 55
g: Overall height of umbrella to top of mast cap (cm)	+/- 292	+/- 292	+/- 292	+/- 292

** Refer plan diagrams in table.

INSTALLATION OPTIONS:



IN-GROUND ANCHOR



SURFACE PLATE



*Only available in main centres.
Inquire about availability in your region.



PORTABLE BASE

Note: Requires concrete pavers (not supplied) for anchoring weight

Approximate weight with:
- 8 pavers 130kg
- 12 pavers 185 kg



WALL MOUNTING BRACKET
(x2 per umbrella)